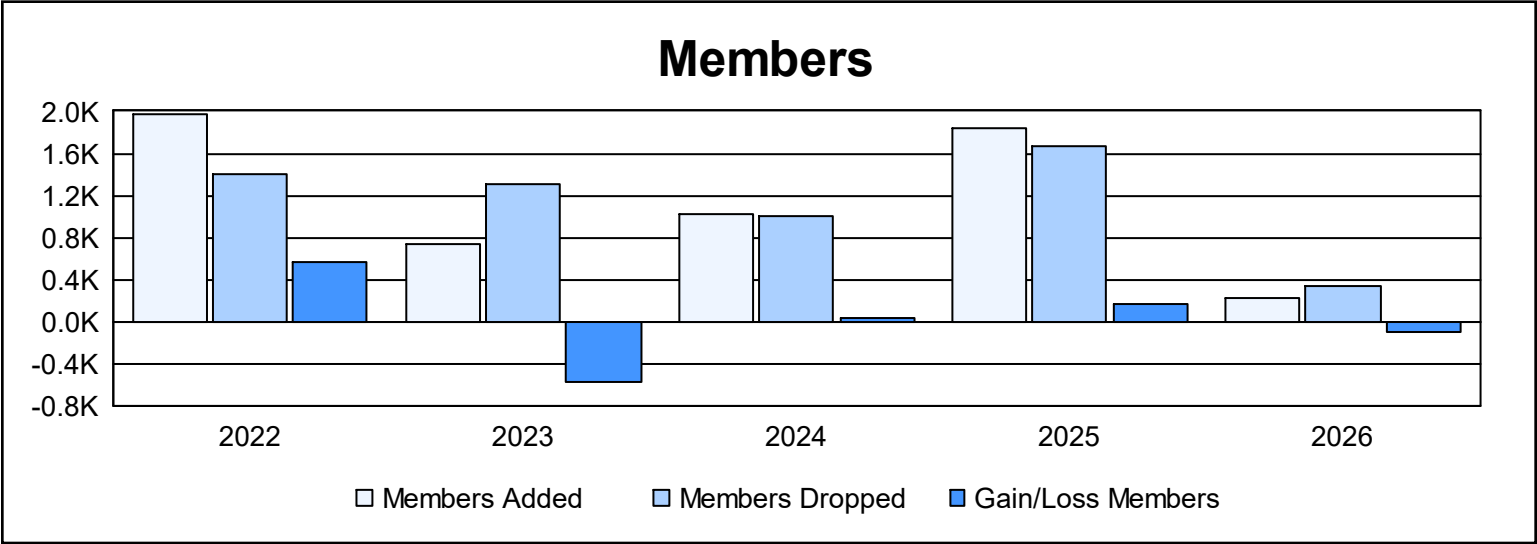
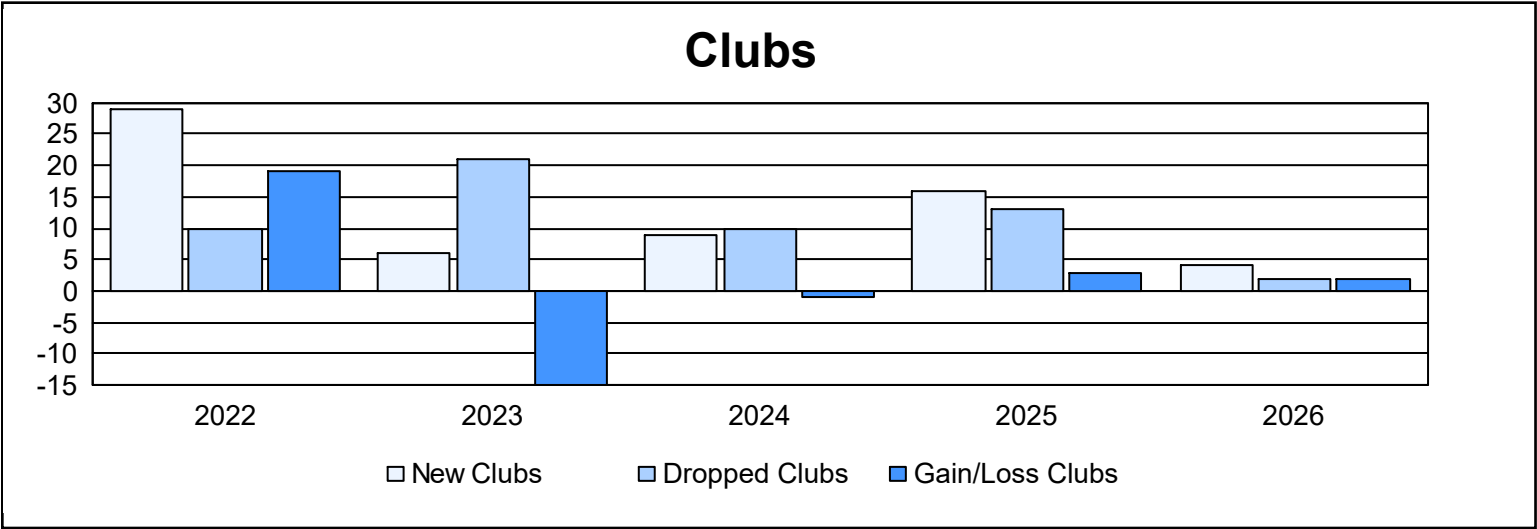
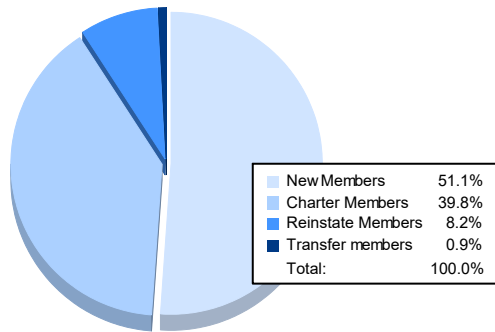


Year	New Clubs	Dropped Clubs	Gain/ Loss Clubs	New Members	Charter Members	Reinstate Members	Transfer Members	Total Member Added	Total Members Dropped	Gain/ Loss Members
2021-2022	29	10	19	936	766	196	73	1,971	1,406	565
2022-2023	6	21	-15	413	250	59	21	743	1,315	-572
2023-2024	9	10	-1	607	260	128	34	1,029	993	36
2024-2025	16	13	3	927	397	352	164	1,840	1,668	172
2025-2026	4	2	2	118	92	19	2	231	330	-99
Average	13	11	2	600	353	151	59	1,163	1,142	20



Membership Composition September 2025 Cumulative



Gender Composition September 2025 Cumulative

